



### District Report Card: 2017


<b>State:</b> Jammu And Kashmir	<b>District:</b> Ganderbal
<b>Class:</b> 5	<b>Subject:</b> Language
<b>Schools:</b> 52	<b>Students:</b> 449


### Participation/Coverage


#### Students

<div>GENDER</div> <div></div>	Boys		Girls	
	Number	%	Number	%
	223	49.67	226	50.33

<div>AREA</div> <div></div>	Rural		Urban	
	Number	%	Number	%
	419	93.32	30	6.68

<div>CATEGORY</div> <div></div>	SC		ST		OBC		GEN	
	Number	%	Number	%	Number	%	Number	%
	3	0.67	162	36.08	91	20.27	193	42.98

<div>CWSN</div> <div></div>	LD	VI	HI	S&LD	ID	Oth
	0	7	0	2	2	0

<div>Management</div> <div></div>	Government		Government-aided	
	Number	%	Number	%
	449	100.00	0	0.00

### Average Performance of Students in Language (%)

Overall	Gender		Area		Management		Social Group			
	Male	Female	Rural	Urban	Govt.	Aided	SC	ST	OBC	GEN
54.05	54.89	53.22	53.32	64.22	54.05	0.00	68.89	50.82	53.04	56.99

## Performance on Learning Outcomes (LOs)

Learning Outcomes	Description	Average Performance(%)
L504	Reads and comprehends independently storybooks, news items/ headlines, advertisements etc.	54.12
L508	Reads text with comprehension, locates details and sequence of events	54.01

Range of Performance of Students who Answered Correctly							
Below 30%		30% - 50%		50% - 75%		Above 75%	
Number	%	Number	%	Number	%	Number	%
69	15.37	114	25.39	187	41.65	79	17.59

## Lowest Performing Learning Outcomes (LOs)

- 1 - Reads text with comprehension, locates details and sequence of events (54.01)
- 2 - Reads and comprehends independently storybooks, news items/ headlines, advertisements etc. (54.12)